

- Combining the advantages of angle sensors and linear displacement sensors.
- Small installation space.
- High-precision measurement.
- Stroke:500mm~7500mm.
- Current signal: 4-20mA, voltage signal: V2: 0-10V, **Communication signal: RS-485**  
pulse signal P: A, B, Z phase digital output, resistance output (potentiometer): 5kΩ, 10KΩ.

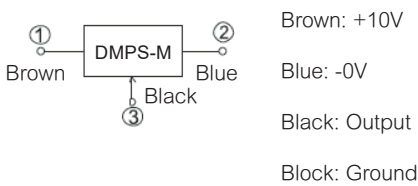


**SPECIFICATION**

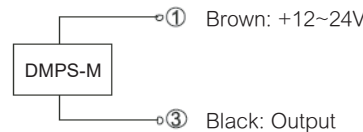
- ◆ Measuring range: 500mm-7500mm
- ◆ Linearity: ±0.15%FS (standard class); ±0.1%FS (precision class)
- ◆ Repeatability: ±0.02%FS
- ◆ Wire Measurement: Diameter: 0.7mm; SUS304; Breaking load:16kg
- ◆ Sensor: 1. Wire-wound multi-turn potentiometer  
2. Grating-type multi-turn encoder  
3. Magnetic induction (magnetolectric) multi-turn position sensor
- ◆ Tensile force: <600g
- ◆ Input resistance value: 5Kohm±10%FS (standard class ), ±5%FS (precision class)
- ◆ Power: 1W at 70°C (for stroke 500mm), 2w at 70°C (for stroke1000mm)
- ◆ Input voltage: 5/10Vdc
- ◆ Working Temperature 0°C~+70°C
- ◆ Storage Temperature -20°C~+80°C
- ◆ Vibration 10Hz to 2000Hz
- ◆ Ingress Protection: IP66(for pot housing only)

**WIRING CONNECTION**

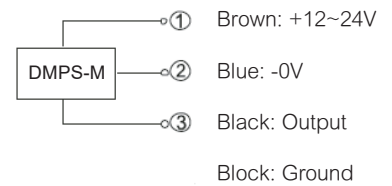
● Resistance output:



● 2 wires 4~20mA output:



● 3 wires 4~20mA output:

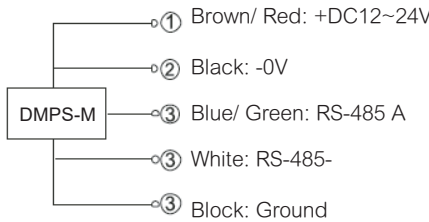


**ORDER INFORMATION**

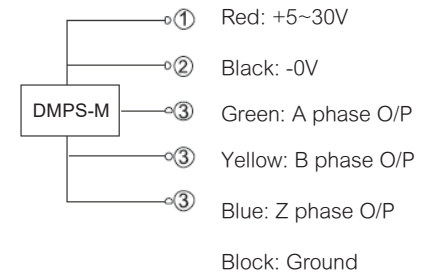
DMPS-M-□□□□ - Code2

Code1	Stroke(mm)	Code2	Output Signal
	500~7500mm	R5	Resistance 5Ω (below 600mm)
		R10	Resistance10Ω (600mm and above)
		V2	0~10V
		A	4~20mA
		P1	Pulse AB phase
		P2	Pulse ABZ phase
		Y	RS-485 Modbus RTU

● RS-485 Modbus RTU output:



● Pulse output:



**DIMENSION**

