

- Accuracy: $\pm 0.1\%$ F.S. ± 1 digit (DC / Potentiometer / Resistor / PT-100 / Load Cell)
 $\pm 0.2\%$ F.S. ± 1 digit (AC)
- Measuring AC, DC Voltage / AC, DC Current / Potentiometer / Resistor / PT-100 / Load Cell)
- High brightness 0.4" LED display range: -19999~99999; decimal point selectable
- Reset (External terminal) and 1 alarm setting (Hi or Lo) programmable
- High stability, non-flammable case (PC), high safety
- CE approval

SPECIFICATION

- | | |
|--|---|
| <ul style="list-style-type: none"> ◆ Accuracy: $\pm 0.1\%$ F.S. ± 1 digit (DC / Potentiometer / Resistor / PT-100 / Load Cell)
 $\pm 0.2\%$ F.S. ± 1 digit (AC) ◆ Display Screen: High brightness red LED; 10.16mm(0.4") ◆ Sampling Cycle: 16 cycles / sec (AVG=1) ◆ Display Rang: -19999~99999 ◆ Zero Adjustment: -19999~99999 ◆ Over Range Indication: doFL / ioFL or -doFL / -ioFL ◆ Polarity Indication: Automatic with "-" indication ◆ Parameters Setting: Push buttons ◆ Back Up Memory: EEPROM ◆ Alarm Action: "\geq (Hi) on" or "< (Lo) on" ◆ Alarm Hysteresis Range: 0~9999 ◆ Alarm Run Delay Time: 0~99 sec | <ul style="list-style-type: none"> ◆ Relay Contact: AC 277V / 7A; DC 30V / 7A ◆ Temperature Coefficient: 100ppm / $^{\circ}\text{C}$ (0~60$^{\circ}\text{C}$) ◆ Operating Temperature: 0~60$^{\circ}\text{C}$ ◆ Operating Humidity: 20~90% RH (non-condensing) ◆ Storage Temperature: -10~70$^{\circ}\text{C}$ ◆ Storage Humidity: 20~90% RH (non-condensing) ◆ Power Supply: AC/DC 100~240V; DC 22~60V ◆ Power Consumption: 4.5VA ◆ Surge Test: 2KVac / 1min (Input / Power) ◆ Input Impedence: Voltage: $>2\text{V}$ for 20KΩ / V; $\leq 2\text{V}$ for $>200\text{M}\Omega$
 Current: $\geq 0.2\text{A}$ at 100mV; $< 0.2\text{A}$ at 1V ◆ Dimensions: 48(W)*24(H)*108(D) mm ◆ Weight: About 200 g |
|--|---|

ORDER INFORMATION

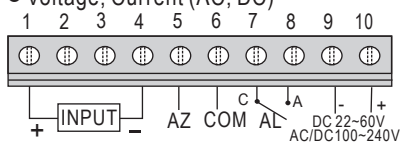
DC5S-A- [Code 1] [Code 2] - [Code 3] - [Code 4]

Code 1	Input Type	Code 2	Voltage	Code 2	Current	Code 2	Potentiometer	Code 2	Resistor	Code 2	RTD (PT-100)	Code 2	Load Cell	Code 3	Aux. Power	Code 4	Alarm Output
D	DC	V1	0~50mV	A1	0~20uA	P1	500 Ω ~10K Ω	I1	0~10 Ω	T1	-50~50 $^{\circ}\text{C}$	L1	1mV/V EX.5V	A	AC/DC100~240V	N	None
A	AC AVG	V2	0~5V	A2	0~200uA	P2	10K Ω ~100K Ω	I2	0~100 Ω	T2	-100~100 $^{\circ}\text{C}$	L2	2mV/V EX.5V	B	DC 22V~60V	R1	1 Relay
M	AC TRMS	V3	1~5V	A3	0~2mA	P3	100K Ω ~1M Ω	I3	0~1K Ω	T3	-200~200 $^{\circ}\text{C}$	L3	3mV/V EX.5V				
P	3 Wire Potentiometer	V4	0~10V	A4	0~20mA	PO	Option	I4	0~10K Ω	T4	0~600 $^{\circ}\text{C}$	L4	1mV/V EX.10V				
I	2 Wire Resistor	V5	0~36V	A5	0~200mA			I5	0~100K Ω	TO	Option	L5	2mV/V EX.10V				
T	RTD (PT-100)	V6	0~300V	A6	4~20mA			IO	Option			L6	3mV/V EX.10V				
L	Load Cell	V7	0~600V	A7	0~2A							LO	Option				
2	2, 3 Wire Sensor	VO	Option	AO	Option												
4	4 Wire Sensor																

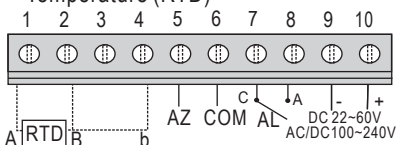
- **1: 2 wire type offers excitation power DC24V for 2 wire (Loop Power) pressure, temperature, humidity sensors using.
- 2: 3.4 wire type offers excitation power DC24V for 3, 4 wire (Loop Power) pressure, temperature, humidity sensors using.
- 3: Load Cell type of excitation power DC5V can have 2 load cell in parallel; DC10V only can offer 1 load cell to use.

WIRING CONNECTION

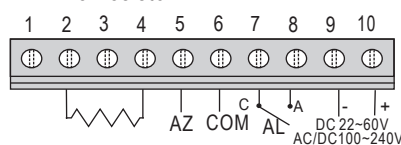
● Voltage, Current (AC, DC)



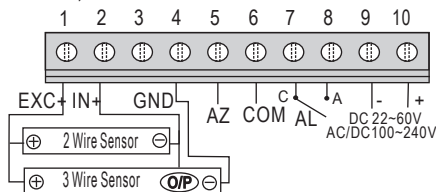
● Temperature (RTD)



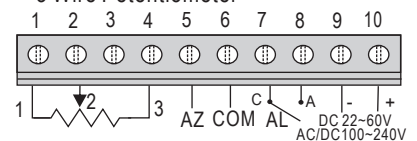
● 2 Wire Resistor



● 2,3 Wire Sensor



● 3 Wire Potentiometer



● 4 Wire Sensor or Load cell

