


- This flowmeter can be virtually applied to a wide range of measurement.
- Pipe size from DN15mm to DN6000mm.
- High Reliability, adopt low voltage, multi-pulse technology to improve accuracy, useful life and reliability.
- Automatically record the following data:
 1. The totalizer data of the last 512 days/128 months/10 years
 2. The time and corresponding flow rate of the last 64 times of power on and off events
 3. The working status of the last 32 days



SPECIFICATION

Converter	Principle	Transit-time ultrasonic flowmeter
	Accuracy	±1%
	Display	2×20 character LCD with backlight, support the language of Chinese, English and Italy
	Signal Output	1 way 4~20mA output, electric resistance 0~1K · accuracy0.1%
		1 way OCT pulse output(Pulse width 6~1000ms · default is 200ms)
		1 way Relay output
Signal Input	3 way 4~20mA input, accuracy 0.1% · acquisition signal such as temperature, press and liquid level Connect the temperature transducer Pt100, can finish the heat/energy measurement	
Data Interface	Insulate Rs485 serial interface, upgrade the flowmeter software by computer, support the MODBUS	
Cable	Twisted-pair cable, generally, the length under 10 meters	
Pipe Installation Condition	Pipe Material	Steel, Stainless steel, Cast iron, Copper, Cement pipe, PVC, Aluminum, Glass steel product, liner is allowed
	Pipe Diameter	15~6000mm
	Straight Pipe	Transducer installation should be satisfied: upstream10D, downstream 5D, 30D from the pump
Measuring Medium	Type of Liquid	Single liquid can transmit sound wave, such as Water (hot water, chilled water, city water, sea water, waste water, etc.); Sewage with small particle content; Oil (crude oil, lubricating oil, diesel oil, fuel oil, etc.); Chemicals (alcohol, etc.); Plant effluent; Beverage; Ultra-pure liquids, etc.
	Temperature	-30~160°C
	Turbidity	No more than 10000ppm and less bubble
	Flowrate	0~±10m/s
Working Environment	Temperature	Converter : -20~60°C ; Flow Transducer : -30~160°C
	Humidity	Converter: 85%RH ; Flow Transducer : can measure under water,water depthB2m (tansducer sealed glue)
Power Supply	DC8~36V or AC85~264V (optional)	
Power Consumption	1.5W	
Dimension	205*154*70mm(converter)	

MEASURING DIAGRAM



•Bracket type ultrasonic flow meter sensor






No need to cut off water ,no pressure loss
Easy for installation
Connect clamp on temperature transducer,
can finish the heat /energy measurement

OPTIONAL TRANSDUCERS

Types	Picture	Spec.	Model	Measurement Range	Temp.	Dimension (mm)
Standard Clamp on		Small	DTS-2	DN15-DN40	-30~90°C	45*25*32
		Medium	DTM-1	DN50-DN300	-30~90°C	64*39*44
		Large	DTL-1	DN300-DN6000	-30~90°C	97*54*53
High temp Clamp on		Small	DTS-2-HT	DN15-DN40	-30~160°C	45*25*32
		Medium	DTM-1-HT	DN50-DN300	-30~160°C	64*39*44
		Large	DTL-1-HT	DN300-DN6000	-30~160°C	97*54*53
Standard Bracket		Small	DHS	DN25-DN50	-30~90°C	318*59*85
		Medium	DHM	DN50~DN300	-30~90°C	568*59*85
High temp Bracket		Small	DHS-HT	DN25-DN50	-30~160°C	318*59*85
		Medium	DHM-HT	DN50~DN300	-30~160°C	568*59*85

OPTIONAL TEMP. SENSOR

Picture	Specification	Model	Temperature Range	Accuracy
	PT-100 small round Temperature Sensor	BTQ-M	-40~160°C	100°C±0.8°C
	PT-100 big round Temperature Sensor	BTQ-B	-40~160°C	100°C±0.8°C
	PT-100 Wire Type Temperature Sensor	BTL	-40~160°C	100°C±0.8°C

ORDER INFORMATION

DTUF11-

Sensor type	Model	Dimension		Temperature
Standard Clamp on	A	DTS-2	DN15~DN40	-30~90°C
	B	DTM-1	DN50~DN300	-30~90°C
	C	DTL-1	DN300~DN6000	-30~90°C
High temp Clamp on	D	DTS-2-HT	DN15~DN40	-30~160°C
	E	DTM-1-HT	DN50~DN300	-30~160°C
	F	DTL-1-HT	DN300~DN6000	-30~160°C
Standard Bracket	G	DHS	DN25~DN50	-30~90°C
	H	DHM	DN50~DN300	-30~90°C
High temp Bracket	I	DHS-HT	DN25~DN50	-30~160°C
	J	DHM-HT	DN50~DN300	-30~160°C

mm	DN15	DN20	DN25	DN40	DN50
inches	1/2"	3/4"	1"	1 1/4"	2"

mm	DN100	DN125	DN150	DN200	DN250
inches	4"	5"	6"	8"	10"

mm	DN400	DN450	DN500	DN600	DN700
inches	16"	18"	20"	24"	28"

Example :
DN15 = 15A = 1/2"