

- Accuracy: $\pm 7\%$; Repeatability: $< \pm 1.5\%$
- Measuring range: 1.5~25 Liter/min
- Thread connection($\frac{1}{2}$ " BPS), easily installation



Waterproof Connector

SPECIFICATION

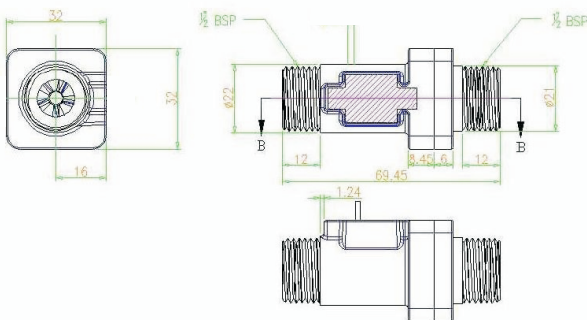
- ◆ Accuracy: $\pm 7\%$ from scale value
- ◆ Repeatability: $\pm 1.5\%$ from scale value
- ◆ Range: 1.5~25 Liter/min
(H₂O at 22°C)
- ◆ Sensing Principle: Hall-Effect
- ◆ Max. Operating Pressure: 10 bar
- ◆ Max. O/P Current (at 24V): 8mA
- ◆ Burst Pressure (at 22°C): >30 bar
- ◆ Output Signal: Open Collect
- ◆ Operating Temperature: 0~80°C
- ◆ Wiring Cable: Round cable
3x0.14 mm²LIYY
- ◆ Protection: IP65

ORDER INFORMATION

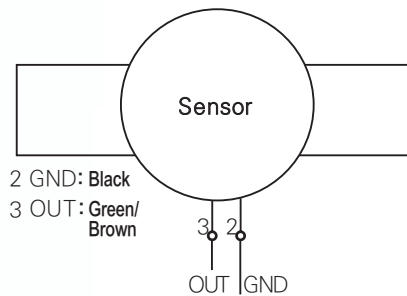
GF51 - Code1 - Code2

Code1 Flow Range	
4400	1.5~25.0 L/min
Code2 Wire Length	
N	1.5M
5	5M
10	10M
O	Option

DIMENSION



WIRING CONNECTION



MATERIAL FEATURES

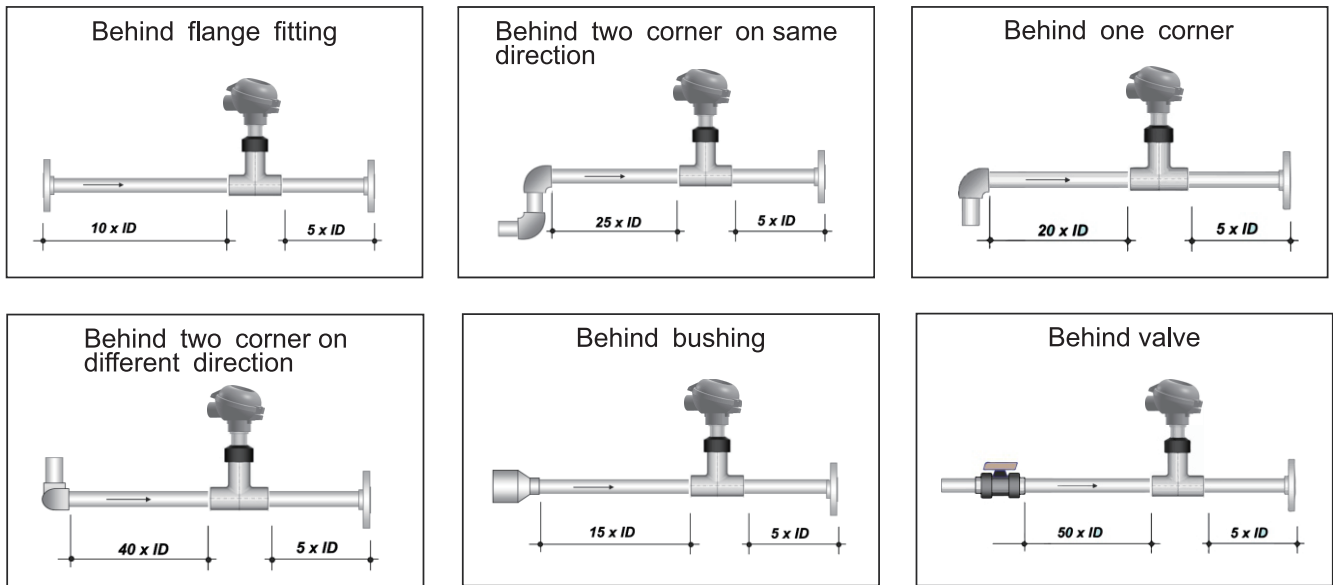
Materials	POM-Version
Housing	Nylon66
Impeller	POM
Stick of Turbine	SUS 304 Stainless Steel
Process Connection	1/2" BSP

K FACTOR TABLE K factor= pulse/ liter

Flow Range (L/min)	Vertical	Horizontal
1.5~25.0 L/min:	280	260

INSTALLING NOTE

■ Standard installation diagram according to EN ISO 5167-1 (ID is for inner diameter)



*If can not be suit this situation, please make the calibration of K factor.

■ Installation angle

-Installing in horizontal pipe system

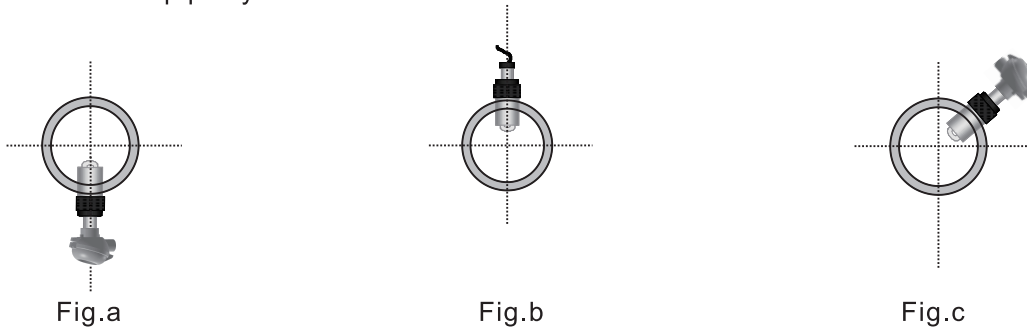


Fig.a: Installation for the pipe without sediment.

Fig.b: Installation for the pipe without bubble and must be full.

Fig.c: The best installation position can avoid the influences of sediment and bubble.

-Installing in vertical pipe system

It can be installed at any angle, the better installation flow direction is from bottom to top.

■ Installation Precautions

