

- Accuracy: $\pm 0.03\%$ F.S.; Input frequency: $\pm 0.001\text{Hz} \sim 10\text{KHz}$.
- Measuring Frequency / DC Pulse / Magnetic.
- High brightness 0.4" LED display:-19999~99999 decimal point selectable.
- Line-Speed / RPM / Frequency selectable.
- Line unit: M, Ft, Y/min selectable.
- 1~4 Alarms (Hi or Lo) programmable / Analog output(16 bit resolution) / RS-485 communication optional (The above options can exist together).
- High stability, non-flammable case (PC), high safety.

SPECIFICATION

- ◆ Accuracy: $\pm 0.03\%$ F.S.
- ◆ Display Screen: High brightness red LED: 10.16mm(0.4")
- ◆ Max. Input Frequency: 10KHz(50% duty cycle)
- ◆ Sampling Cycle: 10 cycles / sec: >10Hz
- ◆ Display Range: 0~99999
- ◆ Over Range Indication: doFL / ioFL
- ◆ Parameters Setting: Push buttons
- ◆ Back Up Memory: EEPROM
- ◆ Alarm Action: " \geq (Hi) on" or "< (Lo) on"
- ◆ Alarm Run Delay Time: 0~9999 sec
- ◆ Relay Contact: AC 277V / 7A; DC 30V / 7A
- ◆ Analog Output Resolution: 16 bit
- ◆ Output Response Time: <250 msec (0~90%)
- ◆ Output Capability: Voltage Output: <10V
Current Output: <20mA
- ◆ Communication: RS-485 Modbus RTU mode
- ◆ Baud Rate: 19200 / 9600 / 4800 / 2400 bps
- ◆ Operating Temperature: 0~60 °C
- ◆ Operating Humidity: 20~90% RH (non-condensing)
- ◆ Storage Temperature: -10~70 °C
- ◆ Storage Humidity: 20~90% RH (non-condensing)
- ◆ Power Supply: AC/DC 10~240V, DC22~50V
- ◆ Power Consumption: 3.5VA(2 Relay);3VA(no Relay)
- ◆ Weight: About 250 g

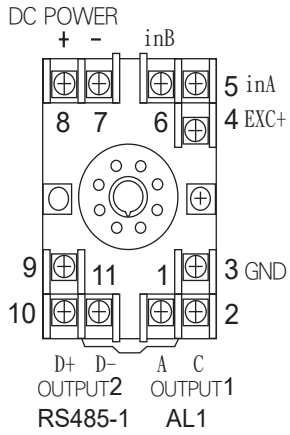
ORDER INFORMATION

TA5H-R - Code1 - Code2 - Code3 Code4 Code5

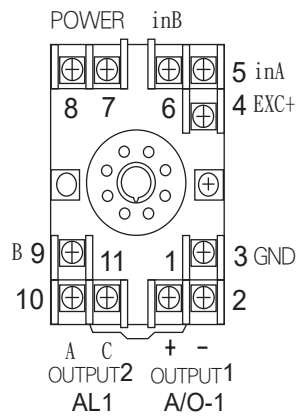
Code1	Input Signal	Code2	Aux. Power	Code3	Alarm Output	Code4	Analog Output
N5	NPN(5V)	A	AC/DC100-240V	N	None	N	None
N2	NPN(12V)	C	DC 22-50V	R1	1 Relay	A	4-20mA
P5	PNP(5V)			R2	2 Relays	V	0-10V
P2	PNP(12V)			R3	3 Relays	O	Option
VE	DC 24Vp			R4	4 Relays		
CT	Contact			O1	1 Open Collect	Code5	RS-485 Output
				O2	2 Open Collect	N	None
				O3	3 Open Collect	Y	Yes
				O4	4 Open Collect		

WIRING CONNECTION

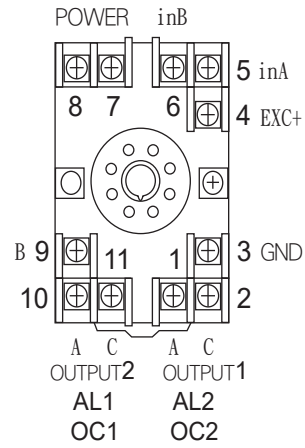
● 2 Wire Sensor



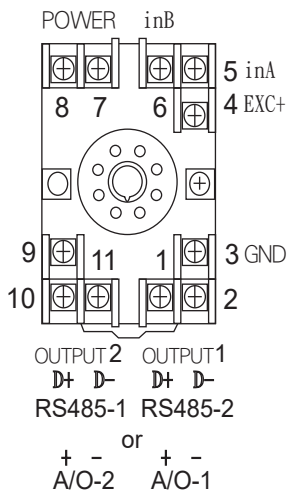
● 3 Wire Sensor



● 3 Wire Potentiometer



● 4 Wire Sensor or Load cell



● Front Terminal

