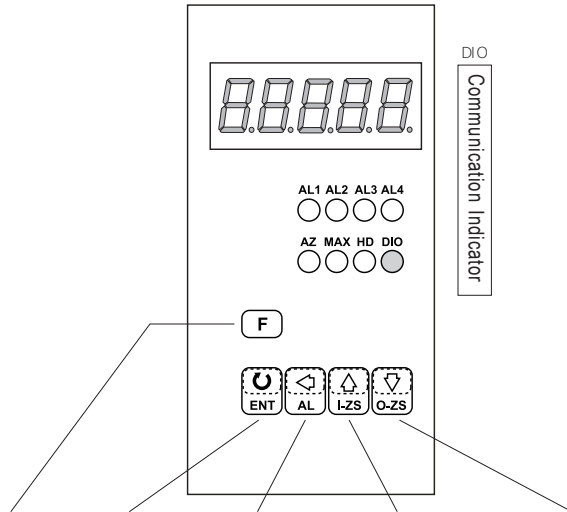


KEY FUNCTIONS



Function Key Enter Key & Save Key Shift Key & Alarm Setting Key Up Key & Display Setting Key Down Key & A/O Setting Key Compound Setting Key

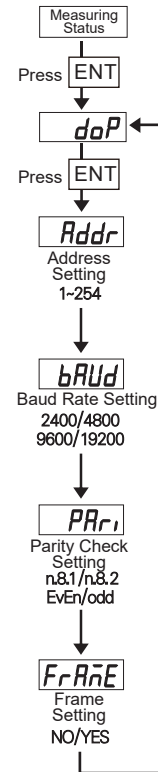
Measuring Status

Parameter Page

Parameter Setting

	Enter to parameter groups	Enter to parameter setting	Back to the last parameter page	Go to the next parameter page	In any status can back to measuring status
	Save the value	Move the cursor left	Increase the digit	Decrease the digit	

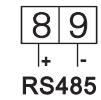
PROGRAMMING MODE OPERATING PROCEDURES



WIRING CONNECTION

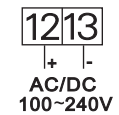
Input Setting

- RS485 input

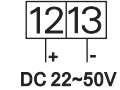


Power

- AC Power



- DC Power



MODBUS RTU MODE PROTOCOL ADDRESS TABLE

Data: 16Bit / 32Bit, +/- is 8000~7FFF (-32768~32767), 80000000~7FFFFFFF(-2147483648~2147483647)

Modbus	HEX	NAME	DISCRIPTIONS	ACT
40004	0003	DP	Decimal point setting; range: 0000~0003 (0~3) 0:10 ⁰ ; 1:10 ¹ ; 2:10 ² ; 3:10 ³	RW
40005	0004	BAUD	Baud rate setting; range: 0000~0003 (0~3) 0:2400, 1:4800, 2:9600, 3:19200	RW
40006	0005	PARI	Parity setting; range: 0000~0003 (0~3), 0:N.8.1., 1:N.8.2., 2:EVEN, 3:ODD	RW
40009	0008	ADDR	Address setting; range: 0000~00FF (1~254)	RW
40015	000E	DISPLAY	Present value writing; range: FFFFB1E1~0001869F (-19999~99999) Hi byte	RW
40016	000F		Present value writing; range: FFFFB1E1~0001869F (-19999~99999) Low byte	RW
40026	0019	DISPLAY	Current display; range: FFFFB1E1~0001869F(-19999~99999) Hi Bit	R
40027	001A		Current display; range: FFFFB1E1~0001869F(-19999~99999) Low Bit	R