

- Measuring power parameters: V, A, W, Q (Var), S (VA), PF, Hz, KWH, KQH, DM (Demand)
- THD, Harmonic (2nd~60th), Volt & Current unbalanced function available
- Internal date & time function, easily record the trends and events
- DIN case: 96 x 96 mm

SPECIFICATION

- ◆ Measuring Voltage: Rating: 40V~290V L~N / 70~500V L~L
 Input max. volt: Line volt 750VAC
 Overload: 2 x rating: 2500VAC/1sec
 Measuring method: True-Rms
 Input load: <0.2V
- ◆ Measuring Current: Rating: 5A, 20% of over limited
 Overload: 2 x rating: 20 times/1sec
 Measuring method: True-Rms
 Input load: <0.3VA
- ◆ Measuring Hz: 45~65HZ; Rating: 50/60HZ
- ◆ Digital Input (DI): Relay contact or Photocouple
 Photocouple up to 400V ACRMS
 Input current: 3.7mA< I< 10mA
- ◆ Relay Contact: 5A/250Vac or 5A/30Vdc
- ◆ Sampling Cycle: 128point/cycle
- ◆ Back Up Memory: by EEPROM
- ◆ Response Time: <300msec
- ◆ Data Updated Time: <300msec
- ◆ Insulation Resis.: >500MΩ
- ◆ Surge Test: AC2.5KV/1min
- ◆ Stability: <100ppm/°C
- ◆ Long Time Stability: <0.2%/Year
- ◆ Communication: Modbus RTU mode
- ◆ Baud Rate: 600/1200/2400/4800/9600/19200/38400
- ◆ Comm. Address: 1~247
- ◆ Weight: <400g
- ◆ Operating Temp.: -25~70°C ; 0~95%RH (non-condensing)
- ◆ Storage Temp.: -40~85°C ; 0~90%RH (non-condensing)
- ◆ Air Pressure: 86Kpa~106Kpa
- ◆ Power Supply: AC 85~265V / DC 96~300V
- ◆ Display Screen: LCD65(W)X58(H)
- ◆ Power Consump.: <=2W
- ◆ Accuracy: Volt: 0.5% (V)
 Current: 0.5% (A)
 Frequency: 0.2% (Hz)
 Power Factor: 1% (PF)
 Active Power: 1% (Watt)
 Reactive Power: ±1% (Var)
 Apparent Power: ±1% (S)

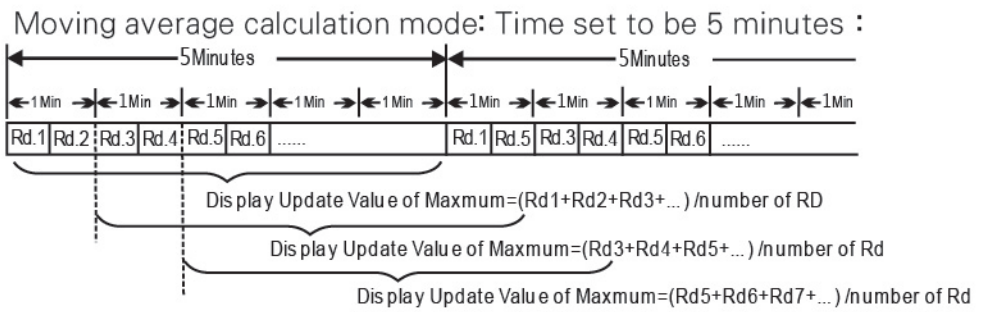
ORDER INFORMATION

GPM-6 - Code1 - Code2 - Code3 - Code4 Code5 Code6

Code1	Function	Code3	Aux. Power	Code5	Analog output
1	Standard	A	AC85~265V	N	None
2	With individual Harmonic&Max. Demand	B	DC80~380V		
Code2	Input Voltage	Code4	Pulse output	Code6	RS485
1	0~500V	N	None	N	None
O	Option	P	Pulse x 2 (KWH, KQH)	Y	RS485
Code2	Input Current	Code4	Pulse output	Code6	RS485
1	0~5A				
2	0~1A				
O	Option				

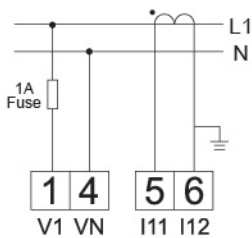
DEMAND

Calculation mode :
Time : Range : 1~30 minutes

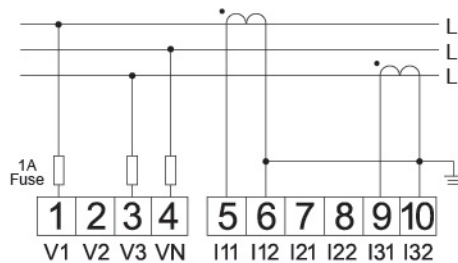


WIRING CONNECTION

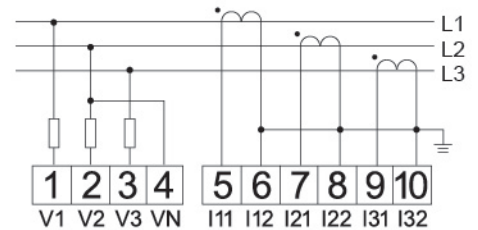
●1Ø2W(1CT) SYS Setting: IP2



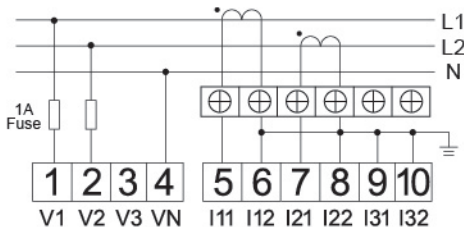
●3Ø3W(2CT) SYS Setting: 3P3



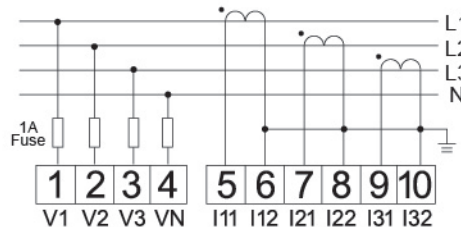
●3Ø3W(3CT) SYS Setting: 3P3



●1Ø3W(2CT) SYS Setting: IP2



●3Ø4W(3CT) SYS Setting: 3P4



●Power



●RS-485

